



# GEO Sticky DNS

## Feature Description

UPDATED: 29 July 2023

**© 2022 Progress Software Corporation and/or one of its subsidiaries or affiliates. All rights reserved.**

These materials and all Progress® software products are copyrighted and all rights are reserved by Progress Software Corporation. The information in these materials is subject to change without notice, and Progress Software Corporation assumes no responsibility for any errors that may appear therein. The references in these materials to specific platforms supported are subject to change.

#1 Load Balancer in Price/Performance, 360 Central, 360 Vision, Chef, Chef (and design), Chef Habitat, Chef Infra, Code Can (and design), Compliance at Velocity, Corticon, Corticon.js, DataDirect (and design), DataDirect Cloud, DataDirect Connect, DataDirect Connect64, DataDirect XML Converters, DataDirect XQuery, DataRPM, Defrag This, Deliver More Than Expected, DevReach (and design), Driving Network Visibility, Flowmon, Inspec, Ipswitch, iMacros, K (stylized), Kemp, Kemp (and design), Kendo UI, Kinvey, LoadMaster, MessageWay, MOVEit, NativeChat, OpenEdge, Powered by Chef, Powered by Progress, Progress, Progress Software Developers Network, SequeLink, Sitefinity (and Design), Sitefinity, Sitefinity (and design), Sitefinity Insight, SpeedScript, Stylized Design (Arrow/3D Box logo), Stylized Design (C Chef logo), Stylized Design of Samurai, TeamPulse, Telerik, Telerik (and design), Test Studio, WebSpeed, WhatsConfigured, WhatsConnected, WhatsUp, and WS\_FTP are registered trademarks of Progress Software Corporation or one of its affiliates or subsidiaries in the U.S. and/or other countries.

Analytics360, AppServer, BusinessEdge, Chef Automate, Chef Compliance, Chef Desktop, Chef Workstation, Corticon Rules, Data Access, DataDirect Autonomous REST Connector, DataDirect Spy, DevCraft, Fiddler, Fiddler Classic, Fiddler Everywhere, Fiddler Jam, FiddlerCap, FiddlerCore, FiddlerScript, Hybrid Data Pipeline, iMail, InstaRelinker, JustAssembly, JustDecompile, JustMock, KendoReact, OpenAccess, PASOE, Pro2, ProDataSet, Progress Results, Progress Software, ProVision, PSE Pro, Push Jobs, SafeSpaceVR, Sitefinity Cloud, Sitefinity CMS, Sitefinity Digital Experience Cloud, Sitefinity Feather, Sitefinity Thunder, SmartBrowser, SmartComponent, SmartDataBrowser, SmartDataObjects, SmartDataView, SmartDialog, SmartFolder, SmartFrame, SmartObjects, SmartPanel, SmartQuery, SmartViewer, SmartWindow, Supermarket, SupportLink, Unite UX, and WebClient are trademarks or service marks of Progress Software Corporation and/or its subsidiaries or affiliates in the U.S. and other countries. Java is a registered trademark of Oracle and/or its affiliates. Any other marks contained herein may be trademarks of their respective owners.

Please refer to the NOTICE.txt or Release Notes – Third-Party Acknowledgements file applicable to a particular Progress product/hosted service offering release for any related required third-party acknowledgements.

# Table of Contents

---

<b>1 Introduction</b>	<b>4</b>
1.1 Intended Audience	4
<b>2 GEO Sticky DNS</b>	<b>5</b>
<b>References</b>	<b>9</b>
<b>Last Updated Date</b>	<b>10</b>

# 1 Introduction

This document describes the sticky DNS functionality which is available both in the standalone GEO LoadMaster product and also the Global Server Load Balancing (GSLB) Feature Pack.

## 1.1 Intended Audience

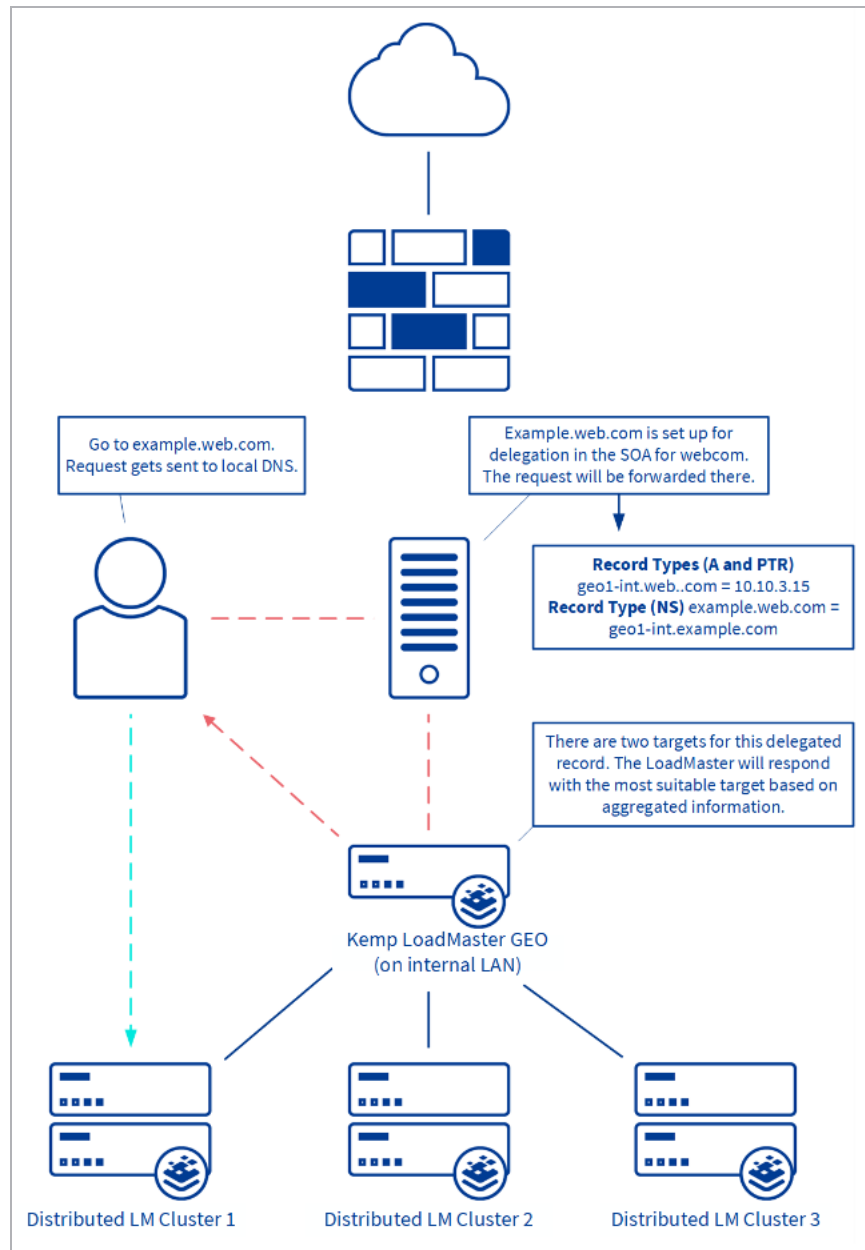
This document is intended to be read by anyone who is interested in learning about the Kemp LoadMaster GEO sticky DNS functionality.

## 2 GEO Sticky DNS

Typically the LoadMaster will divide name resolution requests among available targets. Depending upon the load balancing algorithm used, a user may be sent to different servers, virtual servers or data centers during the same session.

This may not always be suitable and there are occasions when a user must remain with a given set of resources (that is, server, virtual server or data center) during the same session. As an example, applications where transactional data is unique to each application server instance, such as shopping cart information in an e-commerce context, require users to connect to the same server for the entire duration of their session. Additionally, when GEO LoadMaster is used to provide scaling across multiple distributed application LoadMasters, applications leveraging stateful communication will require those requests to be sent to the appropriate LoadMaster instance since transactional information is not shared across LoadMaster clusters. In typical distributed environments these requirements can pose a challenge. Fortunately, intelligence has been built into GEO to address this need.

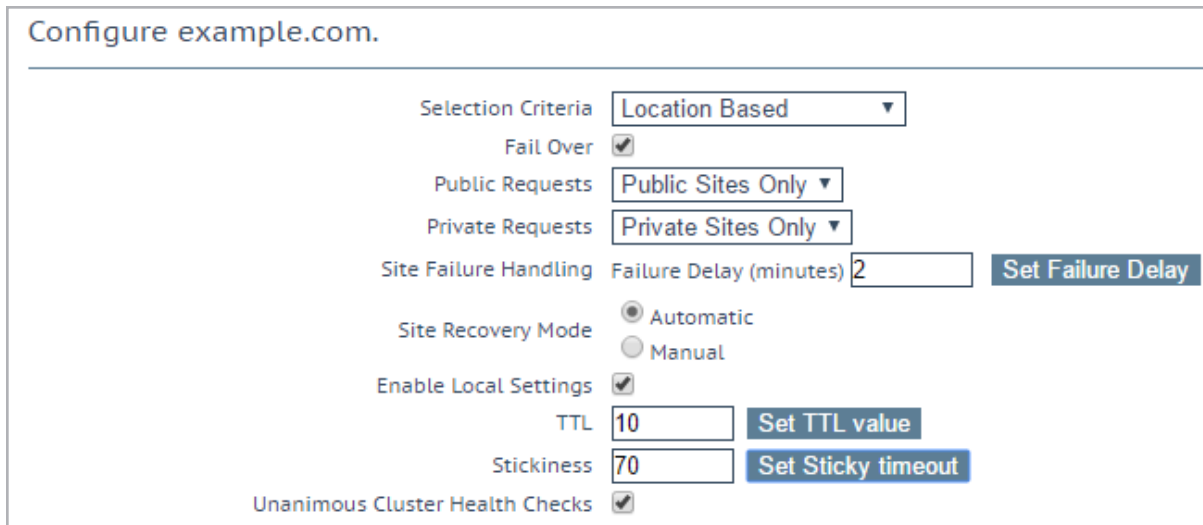
## 2 GEO Sticky DNS



GSLB Persistence, also known as 'Stickiness', is the property that enables all name resolution requests from an individual client to be sent to the same set of resources until a specified period of time has elapsed. This ensures that users are able to retrieve and interact with session-specific data.

Stickiness	
Stickiness	<input type="text" value="60"/> <a href="#">Set Sticky Timeout</a>

Stickiness can be configured globally, or for a specific FQDN. To specify the sticky timeout value globally, in the main menu of the LoadMaster Web User Interface (WUI), select **Global Balancing** and **Miscellaneous Params**. Then, enter a value in the **Stickiness** text box and click **Set Sticky Timeout**.



Configure example.com.

Selection Criteria	Location Based
Fail Over	<input checked="" type="checkbox"/>
Public Requests	Public Sites Only
Private Requests	Private Sites Only
Site Failure Handling	Failure Delay (minutes) 2 <a href="#">Set Failure Delay</a>
Site Recovery Mode	<input checked="" type="radio"/> Automatic <input type="radio"/> Manual
Enable Local Settings	<input checked="" type="checkbox"/>
TTL	10 <a href="#">Set TTL value</a>
Stickiness	70 <a href="#">Set Sticky timeout</a>
Unanimous Cluster Health Checks	<input checked="" type="checkbox"/>

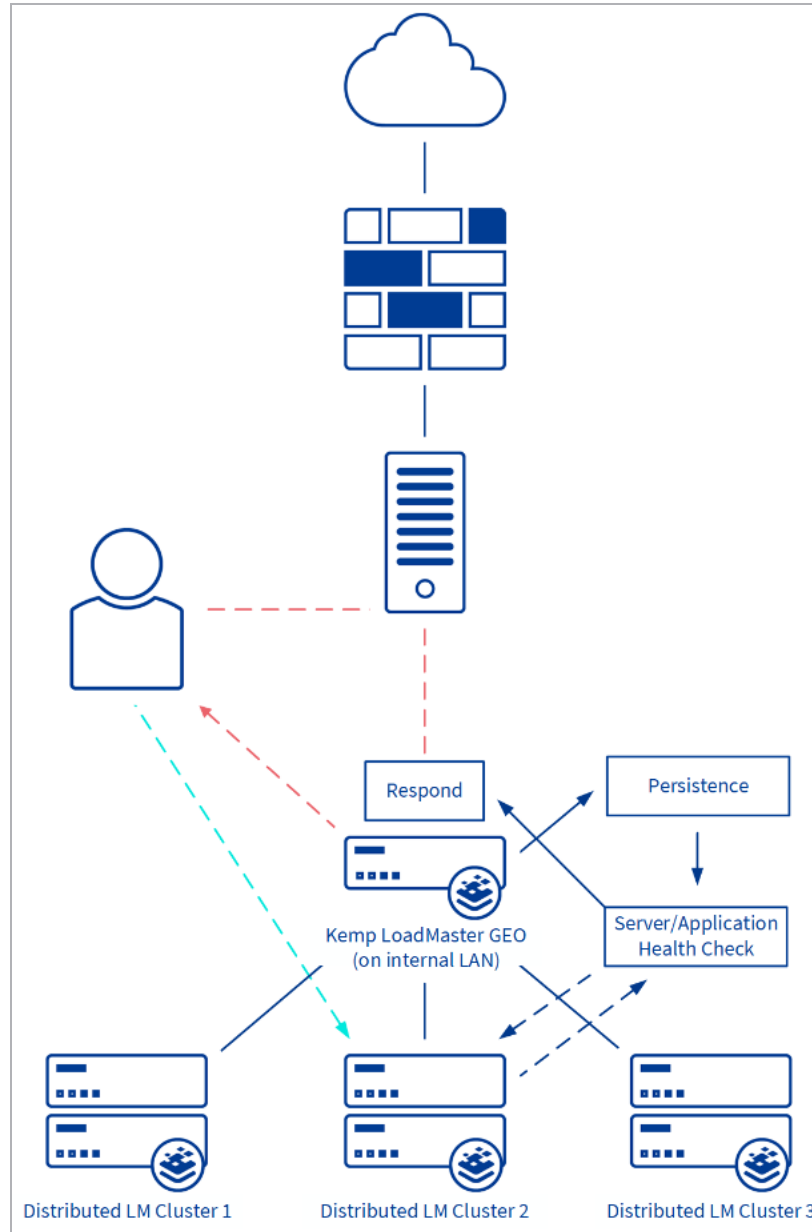
The per-FQDN settings will default to the value of the global settings when the FQDN is created. To configure a sticky timeout value for a specific FQDN – go to **Global Balancing > Manage FQDNs**, click **Modify** on the relevant FQDN, tick the **Enable Local Settings** check box and set the **Stickiness** value.

When stickiness is enabled, GEO LoadMaster will first check each incoming connection to see if it is from a new or returning user. If it is a returning user it will decipher which target they initially had an established session and return the corresponding endpoint that they should connect to after aggregating health check data. If it is a new connection GEO LoadMaster will use its configured load balancing algorithm such as fixed weighting or round-robin to direct the request to the best-suited target.

---

If a site fails, the DNS sticky table gets cleared.

---



When multiple LoadMasters are configured as distributed partners, stickiness information is synchronized between all the LoadMasters within the configuration.



# References

Unless otherwise specified, the following documents can be found at <http://www.kemptechnologies.com/documentation>.

**GEO, Feature Description**

**Web User Interface, Configuration Guide**

# Last Updated Date

This document was last updated on 29 July 2023.