



VMware Tools Add-On Package

Feature Description

UPDATED: 30 July 2023

© 2022 Progress Software Corporation and/or one of its subsidiaries or affiliates. All rights reserved.

These materials and all Progress® software products are copyrighted and all rights are reserved by Progress Software Corporation. The information in these materials is subject to change without notice, and Progress Software Corporation assumes no responsibility for any errors that may appear therein. The references in these materials to specific platforms supported are subject to change.

#1 Load Balancer in Price/Performance, 360 Central, 360 Vision, Chef, Chef (and design), Chef Habitat, Chef Infra, Code Can (and design), Compliance at Velocity, Corticon, Corticon.js, DataDirect (and design), DataDirect Cloud, DataDirect Connect, DataDirect Connect64, DataDirect XML Converters, DataDirect XQuery, DataRPM, Defrag This, Deliver More Than Expected, DevReach (and design), Driving Network Visibility, Flowmon, Inspec, Ipswitch, iMacros, K (stylized), Kemp, Kemp (and design), Kendo UI, Kinvey, LoadMaster, MessageWay, MOVEit, NativeChat, OpenEdge, Powered by Chef, Powered by Progress, Progress, Progress Software Developers Network, SequeLink, Sitefinity (and Design), Sitefinity, Sitefinity (and design), Sitefinity Insight, SpeedScript, Stylized Design (Arrow/3D Box logo), Stylized Design (C Chef logo), Stylized Design of Samurai, TeamPulse, Telerik, Telerik (and design), Test Studio, WebSpeed, WhatsConfigured, WhatsConnected, WhatsUp, and WS_FTP are registered trademarks of Progress Software Corporation or one of its affiliates or subsidiaries in the U.S. and/or other countries.

Analytics360, AppServer, BusinessEdge, Chef Automate, Chef Compliance, Chef Desktop, Chef Workstation, Corticon Rules, Data Access, DataDirect Autonomous REST Connector, DataDirect Spy, DevCraft, Fiddler, Fiddler Classic, Fiddler Everywhere, Fiddler Jam, FiddlerCap, FiddlerCore, FiddlerScript, Hybrid Data Pipeline, iMail, InstaRelinker, JustAssembly, JustDecompile, JustMock, KendoReact, OpenAccess, PASOE, Pro2, ProDataSet, Progress Results, Progress Software, ProVision, PSE Pro, Push Jobs, SafeSpaceVR, Sitefinity Cloud, Sitefinity CMS, Sitefinity Digital Experience Cloud, Sitefinity Feather, Sitefinity Thunder, SmartBrowser, SmartComponent, SmartDataBrowser, SmartDataObjects, SmartDataView, SmartDialog, SmartFolder, SmartFrame, SmartObjects, SmartPanel, SmartQuery, SmartViewer, SmartWindow, Supermarket, SupportLink, Unite UX, and WebClient are trademarks or service marks of Progress Software Corporation and/or its subsidiaries or affiliates in the U.S. and other countries. Java is a registered trademark of Oracle and/or its affiliates. Any other marks contained herein may be trademarks of their respective owners.

Please refer to the NOTICE.txt or Release Notes – Third-Party Acknowledgements file applicable to a particular Progress product/hosted service offering release for any related required third-party acknowledgements.

Table of Contents

1 Introduction	4
1.1 Document Purpose	4
1.2 Intended Audience	4
2 VMware Tools Add-On Package	5
2.1 Power Off vs. Shut Down Guest	5
2.2 Shut Down/Restart Guest in vSphere	5
2.3 Shut Down Guest in Workstation	6
2.4 Additional Information on Summary Screen in vSphere	6
3 References	8
Last Updated Date	9

1 Introduction

It is possible to install add-on packages in the Kemp LoadMaster. Add-on packages provide features that are additional to those already included in the LoadMaster.



The Virtual LoadMaster is VMware ready. The VMware Tools add-on package comes pre-installed on all new VMware Virtual LoadMasters as of firmware version 7.0-14. It is not possible to install add-on packages on pre-7.0-14 firmware. If needed, you can upgrade the LoadMaster firmware to version 7.0-14 or above and then install the add-on package.

If the VMware Tools Add-On package was pre-installed on the LoadMaster it is not possible to delete it.

In **System Configuration > System Administration > Update Software** screen, if an installed add-on package cannot be started, the text will display in red the hover text will say the package could not be started.

This add-on package provides additional functionality in VMware vSphere, Workstation and Player. It provides the ability to shut down and restart the guest cleanly.

1.1 Document Purpose

The purpose of this document is to educate the reader about the VMware Tools Add-On package.

1.2 Intended Audience

This document is intended to be read by anyone who is interested in learning about the VMware Tools add-on package.

2 VMware Tools Add-On Package

The additional functionality provided by the VMware Tools add-on package is described below.

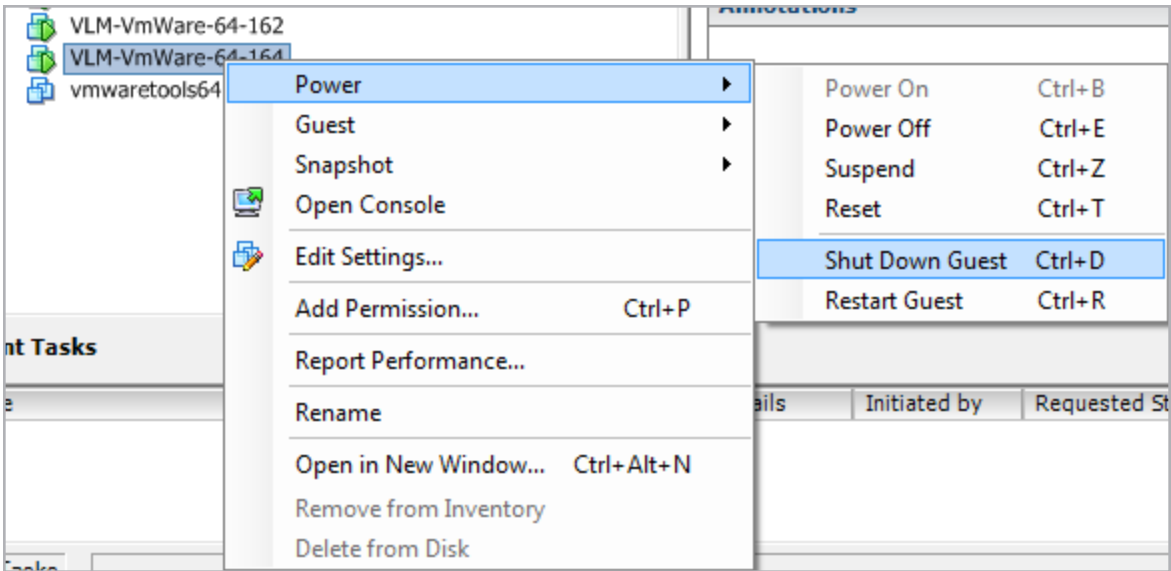
2.1 Power Off vs. Shut Down Guest

Using the power off button abruptly powers off the Virtual Machine, with no consideration for work in progress. This can damage the file system. If a Virtual Machine is writing to disk when it receives a Power Off command, data corruption may occur.

Shutting down the guest ensures that the operating system recognizes the signal and shuts down gracefully. This protects the file system.

The Kemp VMware Tools add-on package allows you to shut down or restart the guest, as opposed to abruptly powering off or restarting.

2.2 Shut Down/Restart Guest in vSphere



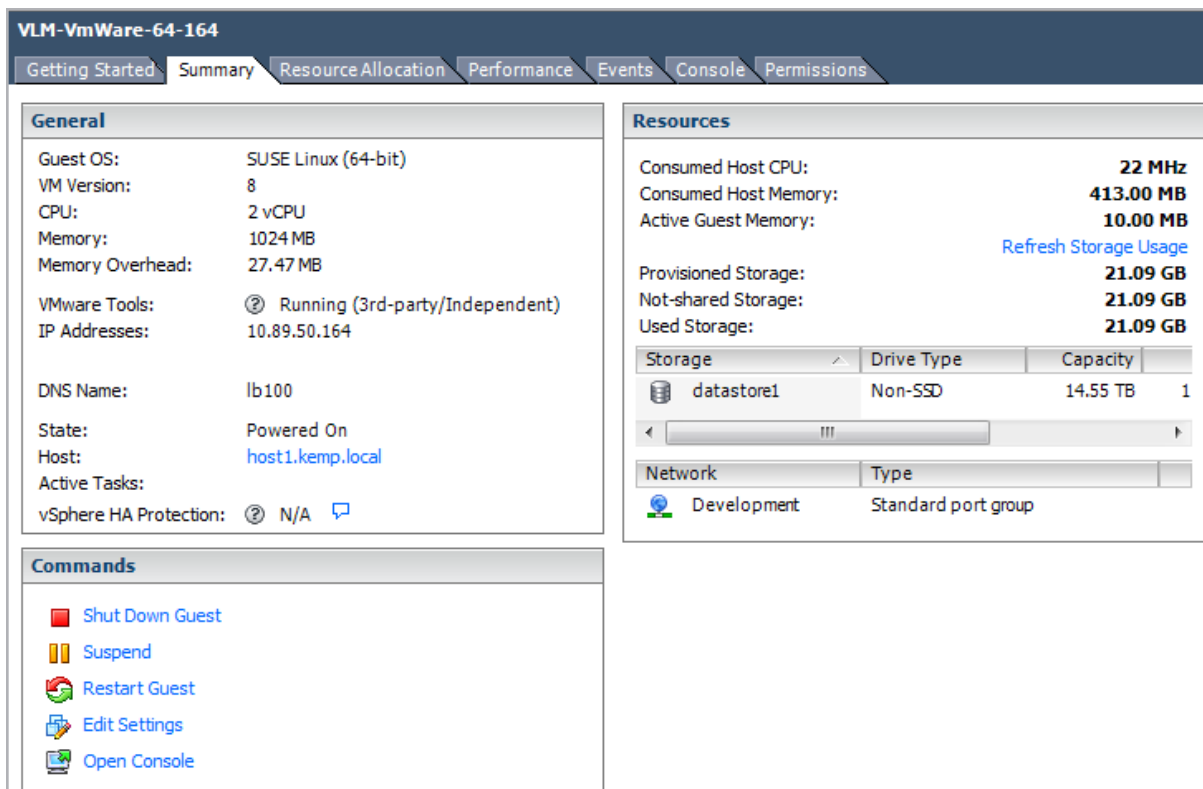
To shut down or restart the guest in vSphere, right-click the relevant Virtual Machine and select either **Shut Down Guest** or **Restart Guest**.

These options will be greyed out if the VMware Tools add-on package is not installed on the LoadMaster.

2.3 Shut Down Guest in Workstation

To shut down the guest in VMware Workstation, select the Virtual Machine, select **VM > Power > Shut Down Guest**.




2.4 Additional Information on Summary Screen in vSphere



VLM-VmWare-64-164


Getting Started | **Summary** | Resource Allocation | Performance | Events | Console | Permissions

General


Guest OS: SUSE Linux (64-bit)
 VM Version: 8
 CPU: 2 vCPU
 Memory: 1024 MB
 Memory Overhead: 27.47 MB
 VMware Tools:  Running (3rd-party/Independent)
 IP Addresses: 10.89.50.164
 DNS Name: lb100
 State: Powered On
 Host: [host1.kemp.local](#)
 Active Tasks:
 vSphere HA Protection:  N/A 

Resources






Consumed Host CPU: **22 MHz**
 Consumed Host Memory: **413.00 MB**
 Active Guest Memory: **10.00 MB**
[Refresh Storage Usage](#)
 Provisioned Storage: **21.09 GB**
 Not-shared Storage: **21.09 GB**
 Used Storage: **21.09 GB**

Storage	Drive Type	Capacity	
 datastore1	Non-SSD	14.55 TB	1

Network

Network	Type
 Development	Standard port group

Commands

-  Shut Down Guest
-  Suspend
-  Restart Guest
-  Edit Settings
-  Open Console

When the VMware Tools add-on package is installed, additional information will be displayed on the **Summary** screen in VMware vSphere, for example:

- The Guest OS will be SUSE Linux
- The VMware Tools field will say Running (3rd-party/Independent)
- The **IP Addresses** field will display the IP address of the LoadMaster WUI
- The **DNS Name** will be displayed

2 VMware Tools Add-On Package

- There will be options to **Shut Down Guest** and **Restart Guest**

3 References

Unless otherwise specified, the following documents can be found at <http://kemptechnologies.com/documentation>.

Web User Interface (WUI), Configuration Guide

Last Updated Date

This document was last updated on 30 July 2023.