

LoadMaster for Orange Flexible Engine Platform

Installation Guide

UPDATED: 28 July 2023

© 2022 Progress Software Corporation and/or one of its subsidiaries or affiliates. All rights reserved.

These materials and all Progress® software products are copyrighted and all rights are reserved by Progress Software Corporation. The information in these materials is subject to change without notice, and Progress Software Corporation assumes no responsibility for any errors that may appear therein. The references in these materials to specific platforms supported are subject to change.

#1 Load Balancer in Price/Performance, 360 Central, 360 Vision, Chef, Chef (and design), Chef Habitat, Chef Infra, Code Can (and design), Compliance at Velocity, Corticon, Corticon.js, DataDirect (and design), DataDirect Cloud, DataDirect Connect, DataDirect Connect64, DataDirect XML Converters, DataDirect XQuery, DataRPM, Defrag This, Deliver More Than Expected, DevReach (and design), Driving Network Visibility, Flowmon, Inspec, Ipswitch, iMacros, K (stylized), Kemp, Kemp (and design), Kendo UI, Kinvey, LoadMaster, MessageWay, MOVEit, NativeChat, OpenEdge, Powered by Chef, Powered by Progress, Progress, Progress Software Developers Network, SequeLink, Sitefinity (and Design), Sitefinity, Sitefinity (and design), Sitefinity Insight, SpeedScript, Stylized Design (Arrow/3D Box logo), Stylized Design (C Chef logo), Stylized Design of Samurai, TeamPulse, Telerik, Telerik (and design), Test Studio, WebSpeed, WhatsConfigured, WhatsConnected, WhatsUp, and WS_FTP are registered trademarks of Progress Software Corporation or one of its affiliates or subsidiaries in the U.S. and/or other countries.

Analytics360, AppServer, BusinessEdge, Chef Automate, Chef Compliance, Chef Desktop, Chef Workstation, Corticon Rules, Data Access, DataDirect Autonomous REST Connector, DataDirect Spy, DevCraft, Fiddler, Fiddler Classic, Fiddler Everywhere, Fiddler Jam, FiddlerCap, FiddlerCore, FiddlerScript, Hybrid Data Pipeline, iMail, InstaRelinker, JustAssembly, JustDecompile, JustMock, KendoReact, OpenAccess, PASOE, Pro2, ProDataSet, Progress Results, Progress Software, ProVision, PSE Pro, Push Jobs, SafeSpaceVR, Sitefinity Cloud, Sitefinity CMS, Sitefinity Digital Experience Cloud, Sitefinity Feather, Sitefinity Thunder, SmartBrowser, SmartComponent, SmartDataBrowser, SmartDataObjects, SmartDataView, SmartDialog, SmartFolder, SmartFrame, SmartObjects, SmartPanel, SmartQuery, SmartViewer, SmartWindow, Supermarket, SupportLink, Unite UX, and WebClient are trademarks or service marks of Progress Software Corporation and/or its subsidiaries or affiliates in the U.S. and other countries. Java is a registered trademark of Oracle and/or its affiliates. Any other marks contained herein may be trademarks of their respective owners.

Please refer to the NOTICE.txt or Release Notes – Third-Party Acknowledgements file applicable to a particular Progress product/hosted service offering release for any related required third-party acknowledgements.

© 2022 Progress Software Corporation and/or one of its subsidiaries or affiliates. All rights reserved.

Table of Contents

1 Introduction 4

2 Prerequisites 5

3 Instantiating a LoadMaster in the Flexible Engine Platform 6

Last Updated Date 10

© 2022 Progress Software Corporation and/or one of its subsidiaries or affiliates. All rights reserved.

1 Introduction

Flexible Engine is a Public Cloud solution, operated by Orange Business Services (OBS). It gives you access to an innovative and well performing infrastructure to host your traditional and cloud native applications.

The LoadMaster is an Application Delivery Controller that provides enhanced security, resiliency, and advanced load balancing capabilities in an easily managed solution.

© 2022 Progress Software Corporation and/or one of its subsidiaries or affiliates. All rights reserved.

2 Prerequisites

The following prerequisites must be configured before attempting the steps in this document:

- You must have a Flexible Engine account.
- You must have access to the relevant Virtual Private Clouds (VPCs) and subnets.
- A security group must be configured specifying the relevant ports and protocols. Kemp recommends having rules for TCP port 22 and TCP port 80.
- An existing key pair must be configured. This is not used for LoadMaster authentication but it is a required step during the setup. For further details, refer to the **Creating a key pair** section of the Flexible Engine Startup Guide.
- An External IP address (EIP) must be configured.

© 2022 Progress Software Corporation and/or one of its subsidiaries or affiliates. All rights reserved.

3 Instantiating a LoadMaster in the Flexible Engine Platform

To instantiate a Kemp LoadMaster in the Flexible Engine Platform, follow the steps below:

1. Log in to the Orange Business Services User Interface (UI).

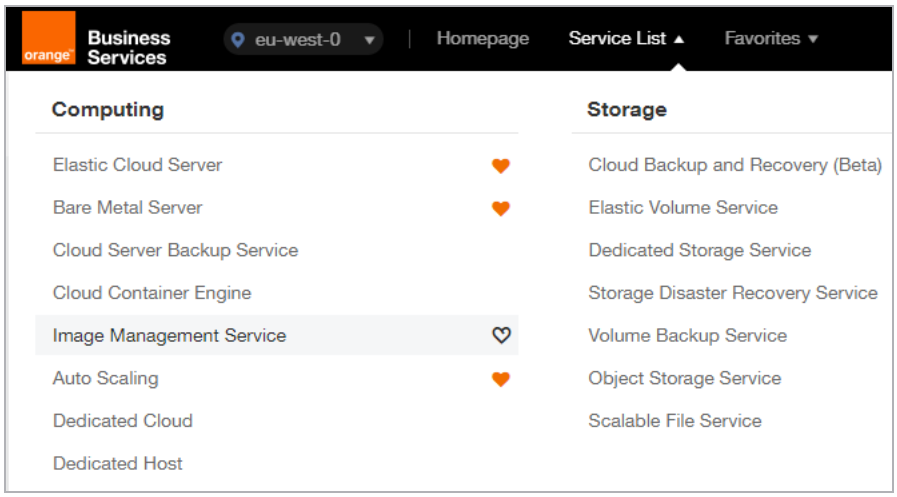

2. Click **Service List** and **Image Management Service**.

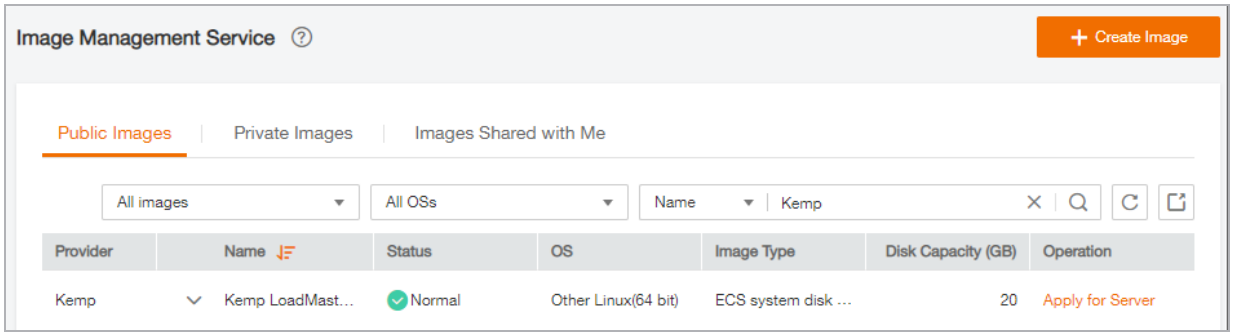

3. Search for **Kemp** and click **Apply for Server**.

© 2022 Progress Software Corporation and/or one of its subsidiaries or affiliates. All rights reserved.

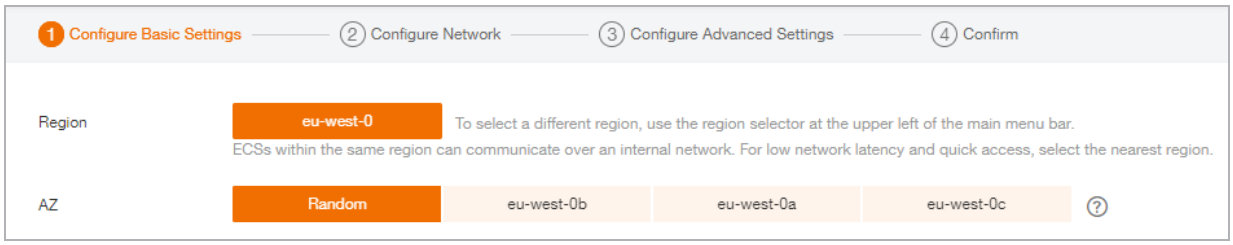

4. Select the relevant **Region**.
5. Select the relevant specification.

> Ensure to select a configuration with a minimum of 2 vCPUs and 2 GB of memory.

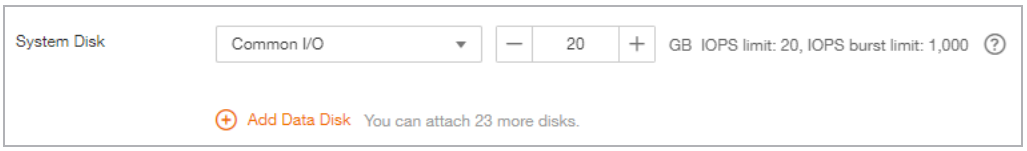

6. Enter the disk size.

20 GB is the recommended disk size. There is no need to add an extra disk.

7. Click **Next: Configure Network** in the bottom-right.

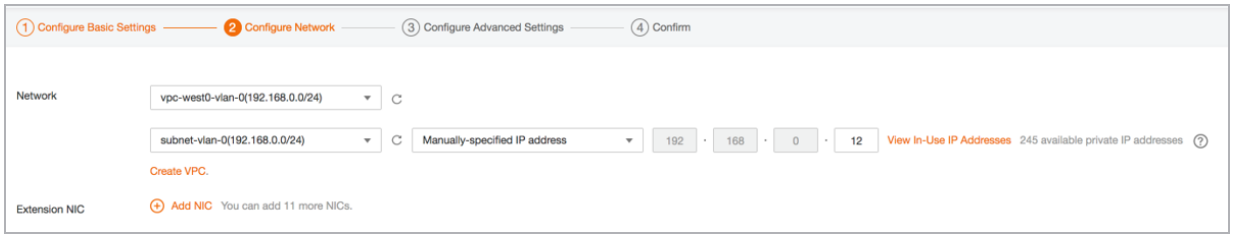

8. Select the relevant VPC and specify the IP address details.

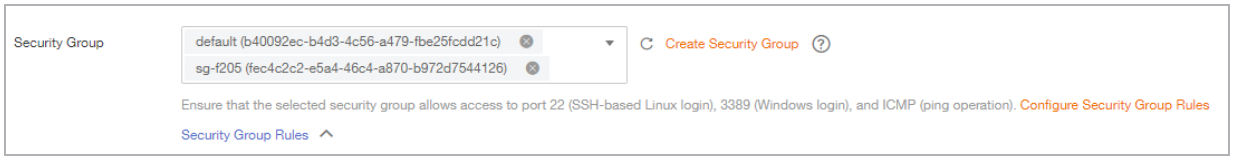

9. Select the relevant security groups.

© 2022 Progress Software Corporation and/or one of its subsidiaries or affiliates. All rights reserved.

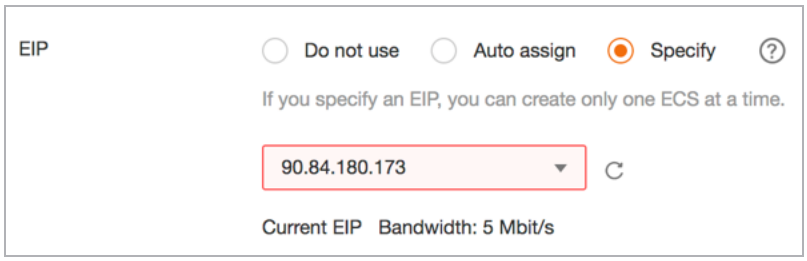

10. Specify the relevant Elastic IP (EIP).

11. Click **Next: Configure Advanced Settings** in the bottom-right.

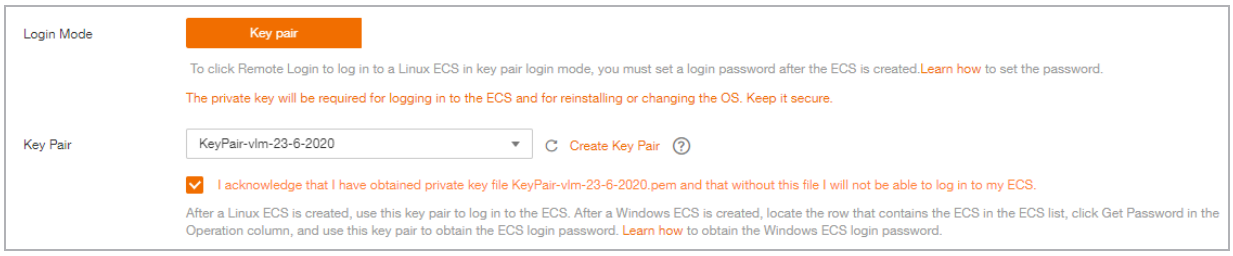

12. Select the relevant key pairs.



13. Confirm the settings and click **Create Now**.



14. Wait for the LoadMaster to be created. This can take a couple of minutes.

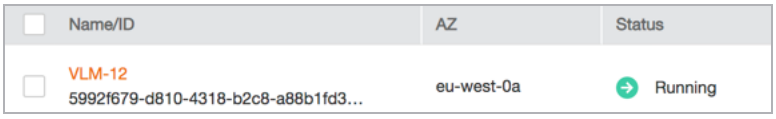

15. Click the refresh button. The **Status** will change to **Running** when the LoadMaster is created successfully.

© 2022 Progress Software Corporation and/or one of its subsidiaries or affiliates. All rights reserved.

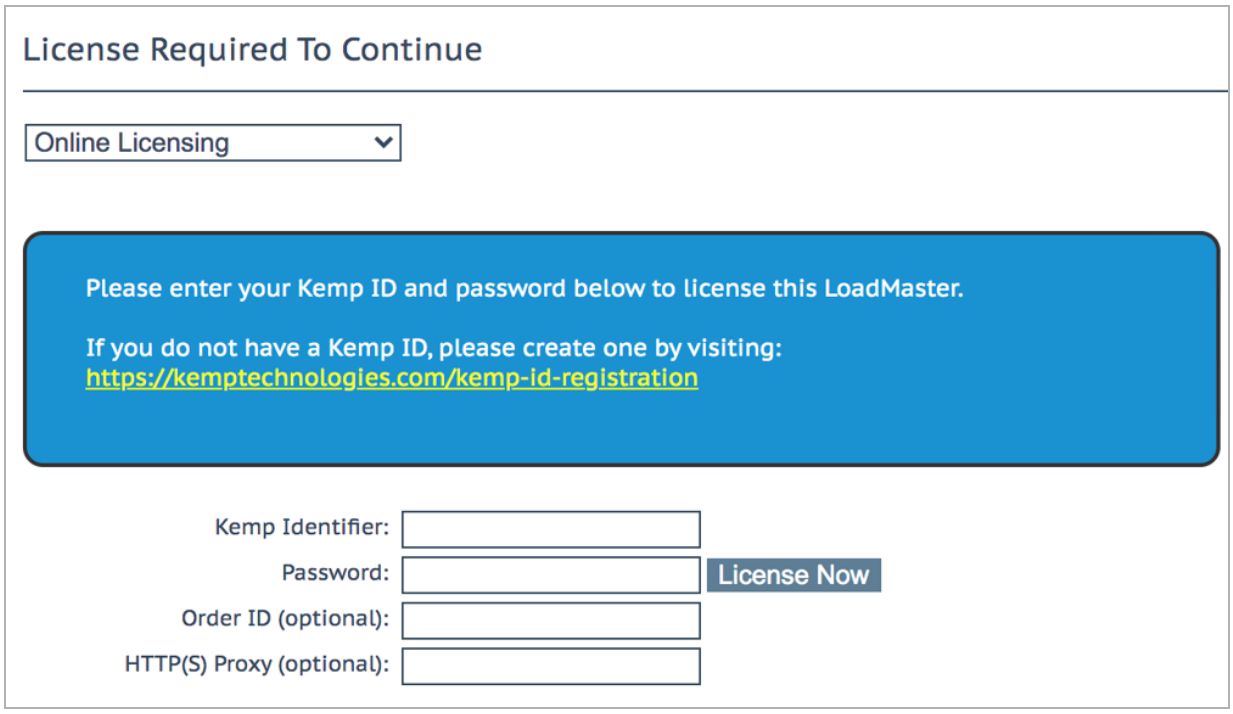

16. Access the LoadMaster using the EIP.

For details on licensing the LoadMaster, refer to the Licensing Feature Description document.

© 2022 Progress Software Corporation and/or one of its subsidiaries or affiliates. All rights reserved.

Last Updated Date

This document was last updated on 28 July 2023.

© 2022 Progress Software Corporation and/or one of its subsidiaries or affiliates. All rights reserved.